

High Brightness Diffuse Back Light

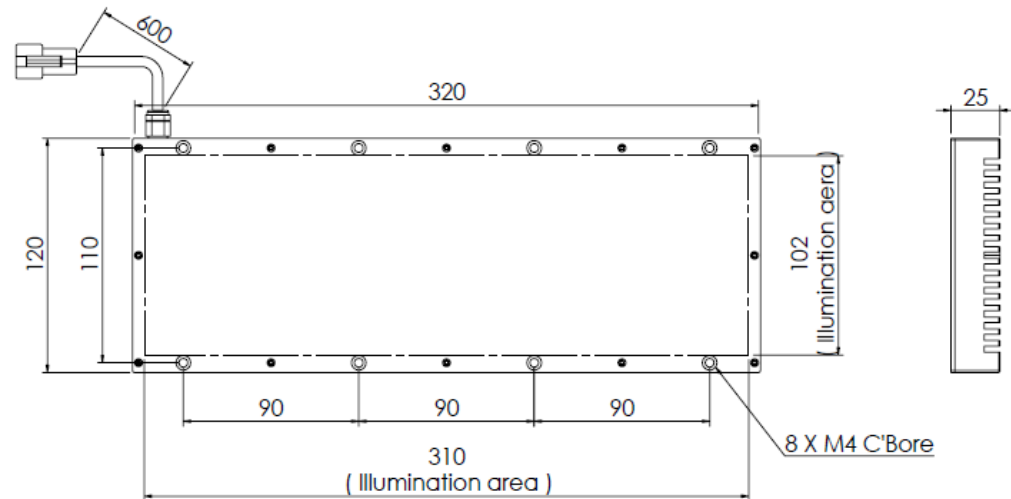


FLDL-TP-Si300X100

Lighting Picture



Lighting Dimension



Unit in mm

Mechanical Information	
Casing Material	Aluminium + Diffuser
Weight	1250g
Operating Temperature	0°C to 40°C, Humidity 20%-85%
Storage Temperature	Temp 0-35°C, Humidity 20-85%
Lighting Dimension W x L x H	320.0 x 120.0 x 25.0 mm
IP Rating	IP50





Led Colour	InfraRed (IR/IR24)	GREEN (G)	BLUE (B)	WHITE (W)
Optical Information				
Wavelength / Color temperature	850nm	525nm	470nm	xy=(0.31,0.32)
Illumination (Number of LED)	784	784	784	784
Illumination Area	310 x 102 mm			
Led Package	SMD			
Eye Safety (EN 62471:2008)	Exempt Group			
Optimal Working Distance	0-100 mm			

Continuous Mode	Voltage Drive (With resistor)			Current Drive (Without resistor)		
	IR	IR24	G/B/W	IR	IR24	G/B/W
Supply Voltage To Controller	12VDC ± 2%	24V ± 2%		10VDC ± 2%	23VDC ± 2%	22VDC ± 2%
Lighting Forward Voltage, Vf	9.8 V	22.4 V	21.0 V	9.8 V	22.4 V	21.0 V
Max. Current	2.80A (MAX)	1.23A (MAX)	2.24A (MAX)	2.80A (MAX)	1.23A (MAX)	2.24A (MAX)
Max. Power	33.60W	29.52W	53.76W	28.00W	28.29W	49.28W

Strobe Mode	Voltage Drive			Current Drive		
	IR	IR24	G/B/W	IR	IR24	G/B/W
Max. Lighting Supply Voltage	Pulsing at 12VDC to 24VDC, 0-10% Duty Cycle Recommended at 18VDC	Pulsing at 24VDC to 48VDC, 0-10% Duty Cycle Recommended at 36VDC		Pulsing at 10VDC	Pulsing at 23VDC	Pulsing at 22VDC
Max. Current	7.00 A (MAX)	3.08 A (MAX)	5.60 A (MAX)	7.00 A (MAX)	3.08 A (MAX)	5.60 A (MAX)
Max. Trigger Pulse Duration	10 msec					
Duty Cycle	< 10%					

Ordering Part Number	Controller Type	Description
FLDL-TP-Si300x100-IR/IR24/G/B/W	Voltage Drive	With Resistor (Use in both constant voltage/ current power supply)
FLDL-TP-Si300x100-IR/IR24/G/B/W-0	Current Drive	Without Resistor (0 Ohm) (Only use in constant current power supply)



Connection		(Voltage & Current drive)								
Connector Type (Default):		JST SMR-02V				JST SMR-03V				
	Pin	Signal		Cable Color		Pin	Signal		Cable Color	
	1	LED +		Black/White		1	LED +		Black/White	
	2	LED -		Black		2	N.C.		---	
						3	LED -		Black	
Cable Length out from lighting:		600 mm								

Additional Information	Details
Life span in continuous mode	20,000 hours
Life span in strobe light mode	
Lighting drop to 50% intensity (at 25°C ambient temperature)	50,000 hours
Supply Ripple Voltage	$\leq V_s \pm 5\%$
Reverse Battery Protection	YES
Cooling Method	Natural air-cooling
Additional Cooling Method	Attached to machine part for better heat dissipation
Intensity Controller Selection	PSA-Series, PSD-Series, LIC-Series
CE Conformity	YES
ISO 9001:2015	MY11/00845



Disclaimer

IMPORTANT NOTICE:

ALL PRODUCT, PRODUCT DATA SHEET AND DATA ARE SUBJECT TO CHANGE WITHOUT NOTICE TO IMPROVE QUALITY, RELIABILITY, FUNCTION, DESIGN OR OTHERWISE.

Other disclaimers:

- 1) FALCON MV (M) SDN.BHD (termed as FALCON), its affiliates, agents, distributors and employees, and all persons acting on its or their behalf (FALCON collectively), disclaim any and all liability for any errors, inaccuracies or incompleteness contained in any datasheet or in any other disclosure relating to any product.
- 2) FALCON makes no warranty, representation or guarantee regarding the suitability of the products for any particular purpose or the continuing production of any product. To the maximum extent permitted by applicable law, FALCON disclaims:
 - (i) any and all liability arising out of the application or use of any product,
 - (ii) any and all liability, including without limitation special, consequential or incidental damages, and
 - (iii) an and all implied warranties, including warranties of fitness for particular purpose, non-infringement and merchantability.
- 3) Information and statements regarding the suitability of products for certain types of applications are based on FALCON's knowledge of typical requirements that are often placed on our products datasheet for generic applications. Such statements or information are not binding statements about the suitability of products for a particular application. It is the customer's responsibility to verify and/or validate that a particular product with the properties described in our product data sheet is suitable for use in a particular application.
- 4) Parameters provided in product datasheets and/or specifications may vary in different applications and performance may vary over time. All operating parameters, including typical parameters, must be verified and/or validated for each customer application by the customer's technical experts.
- 5) Except as expressly indicated in writing, FALCON I's products are not designed for use in medical, life-saving, or life-sustaining applications or for any other application in which the failure of the product could result in personal injury or death. Customers using or selling our products not expressly indicated for use in such applications do so at their own risk and agree to fully indemnify and hold FALCON and its distributors harmless from and against any and all claims, liabilities, expenses and damages arising or resulting in connection with such use or sale, including attorneys fees, even if such claim alleges that FALCON or its distributor was negligent regarding the design or manufacture of the part. Please contact authorized FALCON personnel to obtain written terms and conditions regarding products designed for such applications.

